

TECHNICAL DATA SHEET

ATHELIÉ

Decorative finish with a metallic antique effect



PRODUCT DESCRIPTION

Waterborne decorative finish based on grey and black flakes, to be surrounded by metallic pigments creating a modern effect with an antique touch, ideal for walls of any environment such as homes, offices, shops, etc. **ATHELIÉ** is washable and has a good resistance to abrasion and durability of the color over time.

INTENDED USE

Destination:
Interiors

Specific for:
Cement based surfaces, gypsum and plasterboard
Walls

SURFACE PREPARATION

The correct surface preparation of the substrate will guarantee the best results in terms of product yield, appearance and resistance in time of the finish

CEMENT, GYPSUM AND PLASTERBOARD SURFACES

- **New unpainted surfaces** Clean the surface and remove all possible traces of dust or dirt. Treat the substrate with a priming coat of **ADIFIX** thinned as specified and allow to dry, then, apply one or two basecoats of **FONDO UNIVERSALE** thinned in the recommended doses. It is ideal to use a dark colored basecoat. To obtain the colors as shown on our catalogue, add $\frac{2}{3}$ of **TINTER DTX01** to every 2ℓ of **FONDO UNIVERSALE**.
- **Previously painted surfaces:** Check that the state of the existing paintwork is in excellent condition, if so, proceed directly with the application of the **FONDO UNIVERSALE** as mentioned in the previous paragraph. If the surface shows signs of defects, such as peeling or chalking, remove any loose parts that would compromise the correct adhesion of the product and proceed as indicated for **New unpainted surfaces**.

Additional information:

- The substrates must in every case be sound, dry and clean.
- Remove all possible traces of dust, dirt or other impurities before the application.
- The nature of the support can change the final appearance of product.

The information reported herein is the result of our best experience and technical knowledge to date and is given in good faith and for guidance only. ADICOLOR cannot be held responsible for the actual use of the product since the application is influenced by many factors and is carried out beyond our control. The data and information herein may be subject to changes, even without notice, as a result of any technical development.
This technical data sheet cancels and replaces any existing previous version.

INSTRUCTIONS FOR USE

Tools used for application

- Desiré Brush and Desiré Distender (Application A)
- Desiré Brush and a stainless-steel trowel (Application B)

APPLICATION METHOD

ATHELIÉ can be applied with just the addition of the specific **SILVER** or **GOLD TINTER** (1 Tinter to every 0.75lt of ATHELIÉ or it can be additionally colored to obtain the colors proposed in the color chart.








Application A

- Spread the product onto the prepared surface with the special Desiré Brush using crossed and uneven brush strokes, starting from the top corner of the wall working downwards.
- Apply for about 10 to 15 minutes at a time (this length of time is variable according to the existing ambient temperature and humidity).
- At this point, when the product starts to dry and loses its shine, lightly pass the plastic Desiré Distender blade over the applied flakes, always using crossed movements, to spread out and flatten the flakes and reach the desired final effect. Use more or less pressure on the blade according to how you want the flakes to be seen.

Application B

- Apply the product with a brush (as indicated in Application A) then, while wet, trowel down the surface with a stainless-steel trowel in crosshatched movements using firm pressure to reach the typical effect of the finish.
- It is also possible to apply the product directly to the wall with the trowel using the same crossed movements, using more or less pressure according to the desired effect.
- The ideal troweled effect is attained with the application of two coats, the second applied after at least 6 hours and in the same way as the first.

TECHNICAL SPECIFICATIONS

	Indicative spread rate per coat (m ² /ℓ)	-	-	Application A: 8 to 9 Application B: 6 to 7
	Thinning (%)	-	water	Ready to use
	Touch dry (at 25°C)	-	hours	4 to 6
	Totally dry	-	hours	24 to 48
	Recoat time	-	hours	6 to 8
	Density (kg/ℓ, ±0.02)	ISO 2811	at 20°C	1.000
pH	pH value (±0.5)	-	-	6.5
	Solid contents by weight (% , ±1)	-	-	17

* the data herein reported refer to measurements made at the end of the production process.

TOOL CLEANING

- Clean working tools immediately after use with soap and water.

The information reported herein is the result of our best experience and technical knowledge to date and is given in good faith and for guidance only. ADICOLOR cannot be held responsible for the actual use of the product since the application is influenced by many factors and is carried out beyond our control. The data and information herein may be subject to changes, even without notice, as a result of any technical development.
This technical data sheet cancels and replaces any existing previous version.

WARNINGS AND ADDITIONAL INFORMATION

- Do not apply with air and surface temperatures below 5°C and above 28°C.
- The drying times indicated may vary in relation to the relative humidity and the existing temperature.
- Carefully verify spread rates and the surface area to be coated to avoid running short of product during the working process. This will also reduce the risk of eventual differences in tones.
- The spread rates and yields of the product are given as guidance only and may vary notably according to the substrate condition and the application method used.
- Stir the product thoroughly but gently, before use. Do not mix the product with mechanical mixers.
- Remove masking tapes before total drying of the product.
- It is recommended to always carry out a sample test on the specific surface before starting the final work.

HANDLING AND STORAGE

- Consult the relative **Safety Data Sheet** for the detailed user's health and safety information.
- Use the product in accordance with your current health and safety legislation regulations in force.
- Do not disperse the packaging in the environment
- Store the undiluted product, in original well sealed containers, in a cool and dry area, sheltered from frost and sources of heat.
- The product should be used preferably within 12 months from production date, if well stored at suitable temperatures in original unopened containers.
- Protect the product at all times from freezing.

COLORS

Colors available:

- Grey-Black Base
(The metallic effect is attained by adding either the DT GOLD TINTER or the DT SILVER TINTER to the base)

Product included in the Adicolor tinting system:

Reference color-guides	▪ The specific product catalogue/color-guide
------------------------	--

- If the product requires coloring, be sure to use product bases and colorants belonging to the same batch number for the same job to avoid slight variations in color from showing.
- When using multiple cans for the same job, we recommend to mix the relative products together before use. We also recommend to use products from the same batch numbers for the same application area.
- The colors presented in our catalogues are for guidance only, even when true product applications are shown. Colors may vary notably in relation to the application, the substrate, light reflectance and the environment.
- It is recommended to test and validate colors before carrying out the final job in order to avoid any disputes.