

## TECHNICAL DATA SHEET

# WOOL

Decorative finish  
with a bouclé fabric effect



### PRODUCT DESCRIPTION

Waterborne decorative finish based on a combination of different colored flakes. **WOOL** imitates the texture of a bouclé woolen fabric with simple application techniques. The semi-matt finish is highly washable and has a good resistance to abrasion and durability of the color over time.

### INTENDED USE

#### Destination:

Interiors

#### Specific for:

Cement based surfaces,  
gypsum and plasterboard

Walls

### SURFACE PREPARATION

The correct surface preparation of the substrate will guarantee the best results in terms of product yield, appearance and resistance in time of the finish

#### CEMENT, GYPSUM AND PLASTERBOARD SURFACES

- **New unpainted surfaces** Clean the surface and remove all possible traces of dust or dirt. Treat the substrate with a priming coat of **ADIFIX** thinned as specified and allow to dry, then apply one or two basecoats of **FONDO UNIVERSALE** thinned in the recommended doses.
- **Previously painted surfaces:** Check that the state of the existing paintwork is in excellent condition, if so, proceed directly with the application of the **FONDO UNIVERSALE** as mentioned in the previous paragraph. If the surface shows signs of defects, such as peeling or chalking, remove any loose parts that would compromise the correct adhesion of the product then proceed as indicated hereabove for **New unpainted surfaces**.

#### Additional information:

- The substrates must in every case be sound, dry and clean.
- Remove all possible traces of dust, dirt or other impurities before the application.
- The nature of the support can change the final appearance of product.

The information reported herein is the result of our best experience and technical knowledge to date and is given in good faith and for guidance only. ADICOLOR cannot be held responsible for the actual use of the product since the application is influenced by many factors and is carried out beyond our control. The data and information herein may be subject to changes, even without notice, as a result of any technical development.  
This technical data sheet cancels and replaces any existing previous version.

## INSTRUCTIONS FOR USE








### Tools used for application

- Desiré Brush
- Adicolor Tessuti tool

### APPLICATION METHOD

- Once the basecoat is well dry, start the application of **WOOL** in the selected color.
- Spread the product with the special **Desiré Brush** using short, crossed and uneven brush strokes, starting from the top corner of the wall working downwards.
- Apply for a period of about 10 to 15 minutes at a time (this length of time is variable according to the existing environment temperature and humidity).
- When you see that the product starts to dry and loses its shine, create the bouclé effect by dragging the **Adicolor Tessuti tool** down the wall from top of bottom
- To achieve the typical woven effect, once the first coat is totally dry, repeat the previous application, but dragging the tool across the wall horizontally.
- The product can be finished in a single layer with only a vertical or a horizontal pattern, or even with the crossed, uneven brush stroke effect, flattening off the flakes to reach the desired finish.

## TECHNICAL SPECIFICATIONS

	Indicative spread rate per coat (m <sup>2</sup> /ℓ)	-	-	8 to 10
	Thinning (%)	-	water	Ready to use or with max. 5%
	Touch dry (at 25°C)	-	hours	4 to 6
	Totally dry	-	hours	10 to 12
	Recoat time	-	hours	6 to 8
	Density (kg/ℓ, ±0.02)	ISO 2811	at 20°C	1.000
<b>pH</b>	pH value (±0.5)	-	-	6.5
	Solid contents by weight (% , ±1)	-	-	17

\* the data herein reported refer to measurements made at the end of the production process.

## TOOL CLEANING

- Clean working tools immediately after use with soap and water.

## WARNINGS AND ADDITIONAL INFORMATION

- Do not apply with air and surface temperatures below 5°C and above 28°C.
- The drying times indicated may vary in relation to the relative humidity and the existing temperature.
- Carefully verify spread rates and the surface area to be coated to avoid running short of product during the working process. This will also reduce the risk of eventual differences in tones.
- The spread rates and yields of the product are given as guidance only and may vary notably according to the substrate condition and the application method used.
- Stir the product thoroughly but gently before use. Do not mix the product with mechanical mixers.
- Remove masking tapes before total drying of the product.
- It is recommended to always carry out a sample test on the specific surface before starting the final work.

## HANDLING AND STORAGE

- Consult the relative **Safety Data Sheet** for the detailed user's health and safety information.
- Use the product in accordance with your current health and safety legislation regulations in force.
- Do not disperse the packaging in the environment
- Store the undiluted product, in original well sealed containers, in a cool and dry area, sheltered from frost and sources of heat.
- The product should be used preferably within 12 months from production date, if well stored at suitable temperatures in original unopened containers.
- Protect the product at all times from freezing.

## COLORS

### Colors available:

- WLo1
- WLo2
- WLo3
- WLo4
- WLo5
- WLo6
- WLo7
- WLo8

<b>Reference color-guides</b>	▪ The specific product catalogue/color-guide
-------------------------------	--

- When using multiple cans for the same job, we recommend to mix the relative products together before use.
- The colors presented in our catalogues are for guidance only, even when true product applications are shown. Colors may vary notably in relation to the application, the substrate, light reflectance and the environment.
- It is recommended to test and validate colors before carrying out the final job in order to avoid any disputes.