

TECHNICAL DATA SHEET

MARMI&GRANITI

Faux marble and granite decorative effect finish



PRODUCT DESCRIPTION

Decorative painting system based on colored flakes supplied with its specific colored basecoat. The system is designed to easily and cost-efficiently imitate the effect of real marble and granites, creating a wash resistant, hard wearing and long-lasting finish.

Each marble and granite color is supplied in a KIT that comprises:

- **M&G FONDO**
the ready-colored basecoat
- **M&G FINITURA**
the decorative finish, based on a mixture of different colored flakes
- **ADILUX**
waterborne, protective transparent finishing coat
- **APPLIATION TOOLS for the M&G Finitura**
Desiré Brush, Desiré Distender and a marker for creating optional block-marks

INTENDED USE

Destination:	Specific for:
Interiors	Cement based surfaces, gypsum and plasterboard Walls (Indicated also for skirtings, columns, kitchen contours, details of bathrooms or staircases)

SURFACE PREPARATION

The correct surface preparation of the substrate will guarantee the best results in terms of product yield, appearance and resistance in time of the finish

CEMENT, GYPSUM AND PLASTERBOARD SURFACES

- **New unpainted surfaces** Clean the surface and remove all possible traces of dust or dirt. Treat the substrate with a priming coat of **ADIFIX** thinned as specified and allow to dry, then apply one or two basecoats of the specific color **M&G FONDO** supplied in the kit, thinned in the recommended doses.
- **Previously painted surfaces:** Check that the state of the existing paintwork is in excellent condition, if so, proceed directly with the application of the **M&G FONDO** as mentioned in the previous paragraph. If the surface shows signs of defects, such as peeling or chalking, remove any loose parts that would compromise the correct adhesion of the product then proceed as indicated above for **New unpainted surfaces**.

Additional information:

- The substrates must in every case be sound, dry and clean.
- Remove all possible traces of dust, dirt or other impurities before the application.
- The nature of the support can change the final appearance of product.

INSTRUCTIONS FOR USE






Tools used for application

- **M&G FONDO**
Roller or Brush
- **M&G FINITURA**
Desiré Brush
Desiré Distender
- **ADILUX**
Roller, brush or Spray

APPLICATION METHOD

- Once the **M&G FONDO** is well dry, start the application of **M&G FINITURA** with the special **Desiré Brush** using short, crossed and uneven brush strokes, starting from the top corner of the wall working downwards. Apply for a period of about 15 to 20 minutes at a time (this length of time is variable according to the existing environment temperature and humidity).
- When you see that the product starts to dry and loses its shine, lightly pass the plastic **Desiré Distender** blade over the applied flakes, always using crossed movements, to spread out and flatten the flakes and reach the desired final effect. Use more or less pressure on the blade according to how you want the flakes to be seen.
- Complete the application in this way.
- When thoroughly dry, protect and polish the decoration by applying one or two coats of **ADILUX** clear protective gloss finish (see the specific technical data sheet for more information).
- You can create paneling, block marks or faux joints to help reinforce the effect of real marble and granite by using a mason's straightedge and a small paint brush or the marker included in the Kit. It is advised to design your joints with a pencil beforehand to ensure correct measurements in order to reach the desired result.

TECHNICAL SPECIFICATIONS

	Indicative spread rate per coat (m ² /ℓ)	-	These spread rates are variable according to the color and the final effect to reach	M&G Fondo All colors: 10 to 12 M&G Finitura Bianco Carrara: 7 to 8 Kashmir White: 11 to 12 Serizzo: 5 to 6 Rosa Porrino: 4 to 5 Nero D'Africa: 4 to 5 Giallo Veneziano: 4 to 5 New Imperial: 4 to 5 Juparana: 4 to 5
	Thinning (%)	-	water	M&G Fondo: 20 to 30 M&G Finitura: Ready to use
<input type="checkbox"/>	Touch dry (at 25°C)	-	hours	M&G Fondo: 2 to 4 M&G Finitura: 4 to 6
<input checked="" type="checkbox"/>	Totally dry	-	hours	M&G Fondo: 8 to 10 M&G Finitura: 24
	Recoat time	-	hours	M&G Fondo: 6 to 8 M&G Finitura: 10 to 12
	Density (kg/ℓ, ±0.02)	ISO 2811	at 20°C	M&G Fondo: 1.500 M&G Finitura: 1.000
•	Viscosity Brookfield (mPa·s)	ISO 2555	a 20°C	M&G Fondo: 14,000 to 16,000
pH	pH value (±0.5)	-	-	M&G Fondo: 8.5 M&G Finitura: 6.5
	Solid contents by weight (% , ±1)	-	-	M&G Fondo: 68 M&G Finitura: 17

* the data herein reported refer to measurements made at the end of the production process.

N.B. For the technical data of ADILUX, please refer to the specific technical data sheet.

TOOL CLEANING

- Clean working tools immediately after use with soap and water.

WARNINGS AND ADDITIONAL INFORMATION

- Do not apply with air and surface temperatures below 5°C and above 28°C.
- The drying times indicated may vary in relation to the relative humidity and the existing temperature.
- Carefully verify spread rates and the surface area to be coated to avoid running short of product during the working process. This will also reduce the risk of eventual differences in tones.
- The spread rates and yields of the product are given as guidance only and may vary notably according to the substrate condition and the application method used.
- **M&G FONDO:** Stir the product thoroughly before use.
M&G FINITURA: Stir the product thoroughly but gently before use. Do not mix with mechanical mixers.
ADILUX: Stir the product thoroughly before use.
- Remove masking tapes before total drying of the product.
- It is recommended to always carry out a sample test on the specific surface before starting the final work.

HANDLING AND STORAGE

- Consult the relative **Safety Data Sheet** for the detailed user's health and safety information.
- Use the product in accordance with your current health and safety legislation regulations in force.
- Do not disperse the packaging in the environment
- Store the undiluted product, in original well sealed containers, in a cool and dry area, sheltered from frost and sources of heat.
- The products should be used preferably within 12 months from production date, if well stored at suitable temperatures in original unopened containers.
- Protect the product at all times from freezing.

COLORS

Colors available:

- **MARMIGRANITI** is supplied a KIT that comprises the following products:
M&G FONDO in the correct color combination with the finish
M&G FINITURA in the following 8 colors that imitate 8 types of true marbles and granites,
ADILUX the clear protective finish.

61 - Bianco Carrara
 62 - Kashmir White
 63 - Serizzo
 64 - Rosa Porrino
 65 - Nero d'Africa
 66 - Giallo Veneziano
 67 - New Imperial
 68 - Juparana

Reference color-guides	<ul style="list-style-type: none"> • The specific product catalogue/color-guide
-------------------------------	--

- When using multiple cans for the same job, we recommend to mix the relative products together before use. We also recommend to use products from the same batch numbers for the same application area.
- The colors presented in our catalogues are for guidance only, even when true product applications are shown. Colors may vary notably in relation to the application, the substrate, light reflectance and the environment.
- It is recommended to test and validate colors before carrying out the final job in order to avoid any disputes.