


TECHNICAL DATA SHEET

SHADÉ L

Smooth metallic effect decorative finish



DERMATOLOGICALLY TESTED

PRODUCT DESCRIPTION

Waterborne decorative metallic paint with a smooth effect finish. The product is based on acrylic resins in aqueous emulsion and features high opacity, good washability and resistance. It can be used like a normal waterborne enamel paint and results in pleasant semi-gloss metallic effect.

INTENDED USE

Destination:	Specific for:
Interiors	Cement based surfaces, gypsum and plasterboard
	Walls
	Other surfaces with appropriate surface treatment

SURFACE PREPARATION

The correct surface preparation of the substrate will guarantee the best results in terms of product yield, appearance and resistance in time of the finish

CEMENT, GYPSUM AND PLASTERBOARD SURFACES

- **New unpainted surfaces** Clean the surface and remove all possible traces of dust or dirt. Treat the substrate with a priming coat of **ADIFIX** thinned as specified and allow to dry. Proceed with the application of a basecoat using **ADIDROL B** or **FONDO UNIVERSALE** thinned in the recommended doses and colored in a tone similar to that of the finish.
- **Previously painted surfaces:** Check that the state of the existing paintwork is in excellent condition, if so, proceed directly with the application of the **ADIDROL B** or **FONDO UNIVERSALE**, as described in the previous paragraph. If the surface shows signs of defects, such as peeling or chalking, remove any loose parts that would compromise the correct adhesion of the product then proceed as indicated hereabove for **New unpainted surfaces**.

Additional information:

- The substrates must in every case be sound, dry and clean.
- Remove all possible traces of dust, dirt or other impurities before the application.
- The nature of the support can change the final appearance of product.









INSTRUCTIONS FOR USE**Tools used for application**

- Short-pile roller
- Spraying equipment

APPLICATION METHOD

- Once the colored basecoat is well dry, proceed with the application of **SHADÉ L** by short-pile roller.
- Generally, two coats are sufficient for a good hide finish. It is advisable to apply the second coat always rolling in the same direction (for example, always working from top to bottom of the wall, which means detaching the roller at the bottom and resuming again from the top).
- For an even smoother and more uniform effect, it is better to apply the second coat of product by spray.

TECHNICAL SPECIFICATIONS

	Indicative spread rate per coat (m ² /ℓ)	-	-	10 to 12
	Thinning (%)	-	water	Roller: Ready to use or with max. 5% By spray: 10 to 15%
	Touch dry (at 25°C)	-	hours	4 to 6
	Totally dry	-	hours	12 to 24
	Recoat time (if necessary)	-	hours	6 to 8
	Density (kg/ℓ, ±0.02)	ISO 2811	at 20°C	Aluminum: 1.070 Silver: 1.100 Gold: 1.100
	Viscosity Brookfield (mPa·s)	ISO 2555	at 24°C	7,000 to 8,000
pH	pH value (±0.5)	-	-	8.5
	Solid contents by weight (% , ±1)	-	-	35

* the data herein reported refer to measurements made at the end of the production process.

TOOL CLEANING

- Clean working tools immediately after use with soap and water.

WARNINGS AND ADDITIONAL INFORMATION

- Do not apply with air and surface temperatures below 5°C and above 28°C.
- The drying times indicated may vary in relation to the relative humidity and the existing temperature.
- Carefully verify spread rates and the surface area to be coated to avoid running short of product during the working process. This will also reduce the risk of eventual differences in tones.
- The spread rates and yields of the product are given as guidance only and may vary notably according to the substrate condition and the application method used.
- Stir the product thoroughly before use.
- Remove masking tapes before total drying of the product.
- It is recommended to always carry out a sample test on the specific surface before starting the final work.

HANDLING AND STORAGE

- Consult the relative **Safety Data Sheet** for the detailed health and safety information.
- Use the product in accordance with your current health and safety legislation regulations in force.
- Do not disperse the packaging in the environment
- Store the undiluted product, in original well sealed containers, in a cool and dry area, sheltered from frost and sources of heat.
- Protect the product at all times from freezing.

COLORS

Colors available:

- Aluminum
- Silver
- Gold

Product included in the Adicolor tinting system:

Reference color-guides	<ul style="list-style-type: none">▪ The specific product catalogue/color-guide▪ Decora©tive book
-------------------------------	---

- If the product requires coloring, be sure to use product bases and colorants belonging to the same batch number for the same job to avoid slight variations in color from showing.
- When using multiple cans for the same job, we recommend to mix the relative products together before use. We also recommend to use products from the same batch numbers for the same application area.
- The colors presented in our catalogues are for guidance only, even when true product applications are shown. Colors may vary notably in relation to the application, the substrate, light reflectance and the environment.
- It is recommended to test and validate colors before carrying out the final job in order to avoid any disputes.