

TECHNICAL DATA SHEET

OLD FASHION

Decorative, materic-effect texturing plaster



PRODUCT DESCRIPTION

OLD FASHION is a compact and granular texturing plaster, specifically designed to create a wide range of materic patterns according to the tools used and the inspiration of the decorator. It can be applied up to 3-4 mm thickness and can be used white, it can be colored or colored on the surface with one of the many Adicolor decorative effects. A final coloring with **VELÉ**, **VELÉ Silver&Gold**, **SHADÉ L** or **SK** can be given to customize the surface, give more depth to the effect and improve the characteristics of the finish.

INTENDED USE

Destination:

Interiors
Exteriors

Specific for:

Cement based surfaces,
gypsum and plasterboard
Walls

SURFACE PREPARATION

The correct surface preparation of the substrate will guarantee the best results in terms of product yield, appearance and resistance in time of the finish

CEMENT, GYPSUM AND PLASTERBOARD SURFACES

- **New unpainted surfaces** Clean the surface and remove all possible traces of dust or dirt. Treat the substrate with a priming coat of **ADIFIX** thinned as specified and allow to dry, then apply a basecoat of **FONDO UNIVERSALE** thinned in the recommended doses.
- **Previously painted surfaces:** Check that the state of the existing paintwork is in excellent condition, if so, proceed directly with the application of **FONDO UNIVERSALE** as described in the previous paragraph. If the surface shows signs of defects, such as peeling or chalking, remove any loose parts that would compromise the correct adhesion of the product then proceed as indicated hereabove for **New unpainted surfaces**.

Additional information:

- The substrates must in every case be sound, dry and clean.
- Remove all possible traces of dust, dirt or other impurities before the application.
- The nature of the support can change the final appearance of product.

INSTRUCTIONS FOR USE









Tools used for application

- Stainless-steel trowel
- Plastic trowel
- Roller
- Specific tool according to the final pattern desired

APPLICATION METHOD

- A variety of patterns and effects can be created with **OLD FASHION**. We advise you to consult the “**Arenarya**” or “**Show Effects**” brochures and view the video tutorials on the website for some ideas.
- The product can be used in other ways to produce personalized creative effects according to one’s taste and inventiveness.
- Normally, a layer of product is applied and the desired decoration is then created.
- After the textured pattern has dried well, the surface can be additionally colored with **VELÉ**, **VELÉ Silver&Gold**, **SHADÉ L** or **SK** to customize the effect and improve the characteristics of the finish.

TECHNICAL SPECIFICATIONS

	Indicative spread rate per coat (m ² /ℓ)	-	-	Variable according to the desired effect to be made
	Thinning (%)	-	water	Ready to use
	Touch dry (at 25°C)	-	hours	6 to 8
	Totally dry	-	hours	24
	Recoat time (if necessary)	-	hours	10 to 12
	Density (kg/ℓ, ±0.02)	ISO 2811	at 20°C	1.570
	Viscosity Brookfield (mPa·s)	ISO 2555	at 30°C	85,000 to 95000
pH	pH value (±0.5)	-	-	7.5
	Solid contents by weight (% , ±1)	-	-	86

* the data herein reported refer to measurements made at the end of the production process.

TOOL CLEANING

- Clean working tools immediately after use with soap and water.

The information reported herein is the result of our best experience and technical knowledge to date and is given in good faith and for guidance only. ADICOLOR cannot be held responsible for the actual use of the product since the application is influenced by many factors and is carried out beyond our control. The data and information herein may be subject to changes, even without notice, as a result of any technical development.
This technical data sheet cancels and replaces any existing previous version.

WARNINGS AND ADDITIONAL INFORMATION

- Do not apply with air and surface temperatures below 5°C and above 28°C.
- The drying times indicated may vary in relation to the relative humidity and the existing temperature.
- Carefully verify spread rates and the surface area to be coated to avoid running short of product during the working process. This will also reduce the risk of eventual differences in tones.
- The spread rates and yields of the product are given as guidance only and may vary notably according to the substrate condition and the application method used.
- Stir the product thoroughly before use.
- Remove masking tapes before total drying of the product.
- It is recommended to always carry out a sample test on the specific surface before starting the final work.

HANDLING AND STORAGE

- Consult the relative **Safety Data Sheet** for the detailed user's health and safety information.
- Use the product in accordance with your current health and safety legislation regulations in force.
- Do not disperse the packaging in the environment
- Store the undiluted product, in original well sealed containers, in a cool and dry area, sheltered from frost and sources of heat.
- Protect the product at all times from freezing.

COLORS

Colors available:

- White

- If the product requires coloring, be sure to use product bases and colorants belonging to the same batch number for the same job to avoid slight variations in color from showing.
- When using multiple cans for the same job, we recommend to mix the relative products together before use. We also recommend to use products from the same batch numbers for the same application area.
- The colors presented in our catalogues are for guidance only, even when true product applications are shown. Colors may vary notably in relation to the application, the substrate, light reflectance and the environment.
- It is recommended to test and validate colors before carrying out the final job in order to avoid any disputes.