

TECHNICAL DATA SHEET

SANIFLEX

Cleaning solution to remove mold



PRODUCT DESCRIPTION

Washing solution to remove mold from surfaces before the application of the finishing paint.

INTENDED USE

Destination:

Interiors
Exteriors

Specific for:

Cement based surfaces or
any surface where molds
and algae have developed

INSTRUCTIONS FOR USE

Tools used for application









- Brush
- Dry cloth

APPLICATION METHOD

- Apply SANIFLEX directly on the surface to be treated. Leave on for at least 12 hours and then clean off with a dry cloth insisting on the areas that are badly blackened by mold.
- It is always recommended to use rubber gloves and protect face and clothes during use.
- Proceed with the finishing paint. For internal walls subject to humidity and condensation, we advise the use of DERMOCASA THERMOISOLANTE, THERMOCONTROL or TOP SAN TR for the finishing paint.

Important: Do not scrape or brush away mold before using the product.

TECHNICAL SPECIFICATIONS

	Indicative spread rate per coat (kg/m ²)	-	-	8 to 10 (variable according to the absorption of the substrate)
	Thinning (%)	-	-	Ready to use
	Touch dry (at 25°C)	-	hours	1 to 2
	Totally dry	-	hours	12
	Recoat time	-	hours	After at least 12 hour and the surface has been cleaned with a dry cloth
	Density (±0.02)	ISO 2811	at 20°C	1.000
	Viscosity DIN Cup 4 (s)	ISO 2431	at 20°C	14
pH	pH value (±1)	-	-	6
	Solid contents by weight (% , ±1)	-	-	1

* the data herein reported refer to measurements made at the end of the production process.

TOOL CLEANING

- Clean working tools immediately after use with soap and water.

WARNINGS AND ADDITIONAL INFORMATION

- Do not apply with air and surface temperatures below 5°C and above 28°C.
- The drying times indicated may vary in relation to the relative humidity and the existing temperature.
- Carefully verify spread rates and the surface area to be coated to avoid running short of product during the working process.
- The spread rates and yields of the product are given as guidance only and may vary notably according to the substrate condition and the application method used.
- Stir the product thoroughly before use.
- It is recommended to always carry out a sample test on the specific surface before starting the final work.

HANDLING AND STORAGE

- Consult the relative **Safety Data Sheet** for the detailed user's health and safety information.
- Use the product in accordance with your current health and safety legislation regulations in force.
- Do not disperse the packaging in the environment
- Store the undiluted product, in original well sealed containers, in a cool and dry area, sheltered from frost and sources of heat.
- Protect the product at all times from freezing.

COLORS

Colors available:

- Transparent

The information reported herein is the result of our best experience and technical knowledge to date and is given in good faith and for guidance only. ADICOLOR cannot be held responsible for the actual use of the product since the application is influenced by many factors and is carried out beyond our control. The data and information herein may be subject to changes, even without notice, as a result of any technical development.
This technical data sheet cancels and replaces any existing previous version.