

## TECHNICAL DATA SHEET

# IRONFLEX

Solvent based micaceous enamel paint  
with antirust properties



### PRODUCT DESCRIPTION

Solvent-borne enamel paint based on micaceous iron-oxide pigments for antique wrought iron effect finishes. The product has a long-life duration and a high anticorrosive property.

### INTENDED USE

#### Destination:

Interiors  
Exteriors

#### Specific for:

Iron  
Gates, fencing, railings,  
doors ...

### SURFACE PREPARATION

The correct surface preparation of the substrate will guarantee the best results in terms of product yield, appearance and resistance in time of the finish

#### IRON

- **New iron:** Clean and degrease the surface to remove all possible traces of dust or dirt. Treat the with a priming coat of **ADIMIN** or **ANTIRUST**.
- **Iron with old paint:** Clean, degrease and brush the surface to remove any loose or weak paint then sand away any existing rust. Treat the with a priming coat of **ADIMIN** or **ANTIRUST**.

#### DIFFICULT SUBSTRATES (galvanized metals, aluminum, PVC...)

- Clean and degrease the surface to remove all possible traces of dust or dirt. Prime the support with **FUNDFLEX**.

#### Additional information:

- The substrates must in every case be sound, dry and clean.
- Remove all possible traces of dust, dirt or other impurities before the application.
- The nature of the support can change the final appearance of product.

## INSTRUCTIONS FOR USE









### Tools used for application

- Brush
- Roller

### APPLICATION METHOD

- It is recommended to apply the product, thinned as specified, in two coats.

## TECHNICAL SPECIFICATIONS

	Indicative spread rate per coat (m <sup>2</sup> /ℓ)	-	-	8 to 10
	Thinning (%)	-	White spirits	Brush / Roller: 2 to 3
	Touch dry (at 25°C)	-	hours	4 to 6
	Totally dry	-	hours	24
	Recoat time	-	hours	12
	Density (kg/ℓ, ±0.02)	ISO 2811	at 20°C	1.450
	Viscosity Brookfield (mPa·s)	ISO 2555	at 20°C	5,000 to 5,200
	Solid contents by weight (% , ±1)	-	-	80

\* the data herein reported refer to measurements made at the end of the production process.

## TOOL CLEANING

- Clean working tools immediately after use with white spirits, synthetic or nitro thinner.

## WARNINGS AND ADDITIONAL INFORMATION

- Do not apply with air and surface temperatures below 5°C and above 28°C.
- The drying times indicated may vary in relation to the relative humidity and the existing temperature.
- Carefully verify spread rates and the surface area to be coated to avoid running short of product during the working process. This will also reduce the risk of eventual differences in tones.
- The spread rates and yields of the product are given as guidance only and may vary notably according to the substrate condition and the application method used.
- Stir the product thoroughly before use.
- Remove masking tapes before total drying of the product.
- It is recommended to always carry out a sample test on the specific surface before starting the final work.

## HANDLING AND STORAGE

- Consult the relative **Safety Data Sheet** for the detailed user's health and safety information.
- Use the product in accordance with your current health and safety legislation regulations in force.
- Do not disperse the packaging in the environment
- Store the undiluted product, in original well sealed containers, in a cool and dry area, sheltered from frost and sources of heat.

## COLORS

### Colors available:

- FM 01
- FM 02
- FM 03
- FM 04
- FM 05
- FM 06
- FM 07
- FM 08
- FM 09

### Product included in the Adicolor tinting system:

Using **FM05** as a base, you can produce the following colors:

- FM10
- FM11
- FM 12
- FM 13
- FM 14
- FM 15
- FM 16
- FM 17
- FM 18

Reference color-guides	▪ The specific product color-guide
------------------------	------------------------------------

- If the product requires coloring, be sure to use product bases and colorants belonging to the same batch number for the same job to avoid slight variations in color from showing.
- When using multiple cans for the same job, we recommend to mix the relative products together before use. We also recommend to use products from the same batch numbers for the same application area.
- The colors presented in our catalogues are for guidance only, even when true product applications are shown. Colors may vary notably in relation to the application, the substrate, light reflectance and the environment.
- It is recommended to test and validate colors before carrying out the final job in order to avoid any disputes.