

TECHNICAL DATA SHEET

FLATTING A SOLVENTE

Solvent-borne wood varnish



PRODUCT DESCRIPTION

Transparent gloss oleosynthetic varnish for the protection of wood. It guarantees finishes with excellent elasticity and resistance.

INTENDED USE

Destination:

Interiors
Exteriors

Specific for:

Wood

SURFACE PREPARATION

The correct surface preparation of the substrate will guarantee the best results in terms of product yield, appearance and resistance in time of the finish

WOOD

- **New wood:** Clean the surface to remove all possible traces of dust or dirt. For a higher protection, it is advisable to treat the wood with **IMPREGNANTE A SOLVENTE**.
- **Wood with old paint:** Remove weak paint and any incoherent parts. Varnish has no hide, so to avoid a final "patched" effect, sand and clean the substrate well.

Additional information:

- The substrates must in every case be sound, dry and clean.
- Remove all possible traces of dust, dirt or other impurities before the application.
- The nature of the support can change the final appearance of product.

INSTRUCTIONS FOR USE










Tools used for application

- Brush
- Roller
- Spraying equipment

APPLICATION METHOD

- It is recommended to apply the product, thinned as specified, in two coats.

TECHNICAL SPECIFICATIONS

	Indicative spread rate per coat (m ² /ℓ)	-	-	10 to 12
	Thinning (%)	-	White spirits	Brush / Roller: 2 Spray: 5
	Touch dry (at 25°C)	-	hours	4 to 6
	Totally dry	-	hours	24
	Recoat time	-	hours	12
	Density (kg/ℓ, ±0.02)	ISO 2811	at 20°C	0.900
	Viscosity DIN cup 4 (s)	ISO 2431	at 20°C	100 to 120
	Gloss (60°±5)	-	-	75
	Solid contents by weight (% , ±1)	-	-	61

* the data herein reported refer to measurements made at the end of the production process.

TOOL CLEANING

- Clean working tools immediately after use with white spirits, synthetic or nitro thinner.

WARNINGS AND ADDITIONAL INFORMATION

- Do not apply with air and surface temperatures below 5°C and above 28°C.
- The drying times indicated may vary in relation to the relative humidity and the existing temperature.
- Carefully verify spread rates and the surface area to be coated to avoid running short of product during the working process. This will also reduce the risk of eventual differences in tones.
- The spread rates and yields of the product are given as guidance only and may vary notably according to the substrate condition and the application method used.
- Stir the product thoroughly before use.
- Remove masking tapes before total drying of the product.
- It is recommended to always carry out a sample test on the specific surface before starting the final work.

The information reported herein is the result of our best experience and technical knowledge to date and is given in good faith and for guidance only. ADICOLOR cannot be held responsible for the actual use of the product since the application is influenced by many factors and is carried out beyond our control. The data and information herein may be subject to changes, even without notice, as a result of any technical development.
This technical data sheet cancels and replaces any existing previous version.

HANDLING AND STORAGE

- Consult the relative **Safety Data Sheet** for the detailed user's health and safety information.
- Use the product in accordance with your current health and safety legislation regulations in force.
- Do not disperse the packaging in the environment
- Store the undiluted product, in original well sealed containers, in a cool and dry area, sheltered from frost and sources of heat.

COLORS

Colors available:

- Transparent