

## TECHNICAL DATA SHEET



# IMPREGNANTE A SOLVENTE

Solvent-borne penetrating wood stain

### PRODUCT DESCRIPTION

Protective penetrating wood stain, based on alkyd resins. The product will give the wood long-lasting protection with excellent resistance to humidity. The high penetration will avoid the danger of flaking.

### INTENDED USE

#### Destination:

Interiors  
Exteriors

#### Specific for:

Wood

### SURFACE PREPARATION

The correct surface preparation of the substrate will guarantee the best results in terms of product yield, appearance and resistance in time of the finish

#### WOOD

- **New wood:** Clean the surface to remove all possible traces of dust or dirt.
- **Wood with old paint:** Remove weak paint and any incoherent parts. Wood stain has no hide, so to avoid a final "patched" effect, sand and clean the substrate well.

#### Additional information:

- The substrates must in every case be sound, dry and clean.
- Remove all possible traces of dust, dirt or other impurities before the application.
- The nature of the support can change the final appearance of product.

## INSTRUCTIONS FOR USE









### Tools used for application

- Brush
- Roller
- Spraying equipment

### APPLICATION METHOD

- It is recommended to apply the product in two coats.

## TECHNICAL SPECIFICATIONS

	Indicative spread rate per coat (m <sup>2</sup> /ℓ)	-	-	12 to 14 variable in relation to the absorption of the wood
	Thinning (%)	-	-	Ready to use
	Touch dry (at 25°C)	-	hours	2 to 4
	Totally dry	-	hours	12
	Recoat time	-	hours	12
	Density (kg/ℓ, ±0.02)	ISO 2811	at 20°C	0.800
	Viscosity DIN cup 2 (s)	ISO 2431	at 20°C	48 to 50
	Solid contents by weight (% , ±1)	-	-	13

\* the data herein reported refer to measurements made at the end of the production process.

## TOOL CLEANING

- Clean working tools immediately after use with white spirits, synthetic or nitro thinner.

## WARNINGS AND ADDITIONAL INFORMATION

- Do not apply with air and surface temperatures below 5°C and above 28°C.
- The drying times indicated may vary in relation to the relative humidity and the existing temperature.
- Carefully verify spread rates and the surface area to be coated to avoid running short of product during the working process. This will also reduce the risk of eventual differences in tones.
- The spread rates and yields of the product are given as guidance only and may vary notably according to the substrate condition and the application method used.
- Stir the product thoroughly before use.
- Remove masking tapes before total drying of the product.
- It is recommended to always carry out a sample test on the specific surface before starting the final work.

## HANDLING AND STORAGE

- Consult the relative **Safety Data Sheet** for the detailed user's health and safety information.
- Use the product in accordance with your current health and safety legislation regulations in force.
- Do not disperse the packaging in the environment
- Store the undiluted product, in original well sealed containers, in a cool and dry area, sheltered from frost and sources of heat.

## COLORS

### Colors available:

- Incolore (Transparent Clear)
- Castagno (Chestnut)
- Douglas (Douglas)
- Frassino (Ash)
- Mogano (Mahogany)
- Noce (Wallnut)
- Noce Chiaro (Pale Wallnut)
- Pino (Pine)
- Teak (Teak)
- Verde Oliva (Olive Green)

### Product included in the Adicolor tinting system:

- **Transparent Clear**  
Base for producing the 20 colors shown on the color-guide

<b>Reference color-guides</b>	▪ The specific product color-guide
-------------------------------	------------------------------------

- If the product requires coloring, be sure to use product bases and colorants belonging to the same batch number for the same job to avoid slight variations in color from showing.
- When using multiple cans for the same job, we recommend to mix the relative products together before use. We also recommend to use products from the same batch numbers for the same application area.
- The colors presented in our catalogues are for guidance only, even when true product applications are shown. Colors may vary notably in relation to the application, the substrate, light reflectance and the environment.
- It is recommended to test and validate colors before carrying out the final job in order to avoid any disputes.