

## TECHNICAL DATA SHEET

# ADISTUC range STUCCO ULTRALEGGERO

Lightweight, rapid drying,  
ready to use filler



### PRODUCT DESCRIPTION

Ready-to-use lightweight putty and filler in paste form, formulated with glass microspheres that make it perfect for filling cracks and holes of all sizes in a single application. It has excellent adhesion and does not shrink nor crack. It is simple to apply, smooth in application and does not require sanding.

### INTENDED USE

#### Destination:

Interiors

#### Specific for:

Cement based surfaces,  
gypsum and plasterboard,

Walls

### SURFACE PREPARATION

The correct surface preparation of the substrate will guarantee the best results in terms of product yield, appearance and resistance in time of the finish

### CEMENT, GYPSUM AND PLASTERBOARD SURFACES

- **New unpainted surfaces:** Clean the surface and remove all possible traces of dust or dirt. Apply **STUCCO ULTRALEGGERO**. Before proceeding with the finishing paint, apply a priming coat of **ADIFIX** thinned as specified
- **Previously painted surfaces:** Check that the state of the existing paintwork is in excellent condition, if so, proceed directly with the application of the putty. If the surface shows signs of defects, such as peeling or chalking, remove any loose parts that would compromise the correct adhesion of the product then proceed as indicated for **New unpainted surfaces**.

### Additional information:

- The substrates must in every case be sound, dry and clean.
- Remove all possible traces of dust, dirt or other impurities before the application.
- The nature of the support can change the final appearance of product.

The information reported herein is the result of our best experience and technical knowledge to date and is given in good faith and for guidance only. ADICOLOR cannot be held responsible for the actual use of the product since the application is influenced by many factors and is carried out beyond our control. The data and information herein may be subject to changes, even without notice, as a result of any technical development.  
This technical data sheet cancels and replaces any existing previous version.

## INSTRUCTIONS FOR USE





### Tools used for application

- Flexible trowel

## APPLICATION METHOD

- Apply the product up to a maximum thickness of 3 cm per coat.

## TECHNICAL SPECIFICATIONS

	Thinning (%)	-	water	Ready to use
	Touch dry (at 25°C)	-	hours	2 to 4 (variable according to thickness)
	Totally dry	-	hours	6 to 8
	Recoat time	-	-	After a few minutes

## TOOL CLEANING

- Clean working tools immediately after use with soap and water.

## WARNINGS AND ADDITIONAL INFORMATION

- Do not apply with air and surface temperatures below 5°C and above 28°C.
- The drying times indicated may vary in relation to the relative humidity and the existing temperature.
- Carefully verify spread rates and the surface area to be coated to avoid running short of product during the working process.
- Stir the product thoroughly before use.
- It is recommended to always carry out a sample test on the specific surface before starting the final work.

## HANDLING AND STORAGE

- Consult the relative **Safety Data Sheet** for the detailed user's health and safety information.
- Use the product in accordance with your current health and safety legislation regulations in force.
- Do not disperse the packaging in the environment
- Store the undiluted product, in original well sealed containers, in a cool and dry area, sheltered from frost and sources of heat.
- Protect the product at all times from freezing.

## COLORS

### Colors available:

- White