


Shadé





ORO S

Shadé S base oro applicazione ad "isole"



ARGS

Shadé S base argento applicazione "striata"




ALL S

Shadé S base alluminio applicazione "striata"




OROL




ARGL




ALL L




SHAR 601




SHAR 602




SHAR 603




SHAR 604




SHAR 605




SHAR 606




SHAR 607




SHAR 608




SHAR 609




SHAR 610



SHAR 611



SHAR 612



SHAR 613




SHAR 614




SHAR 615



SHAR 616




SHAR 617



SHAR 618



SHAR 619




SHAR 620



SHAR 621



SHAR 622



SHAR 623



SHAR 624




SHAR 625




SHAR 626




SHAR 627




SHAR 628




SHAR 629




SHAR 630




SHAR 631




SHAR 632




SHAR 633



SHAR 634




SHAR 635




SHAR 636




SHAR 637




SHAR 638




SHAR 639




SHAR 640



SHAR 641




SHAR 642




SHAR 643




SHAR 644




SHAR 645



SHAR 646




SHAR 647



SHAR 648




SHAR 649




SHAR 650




SHAR 651



SHAR 652




SHAR 653




SHAR 654




SHAR 655




SHAR 656




SHAR 657




SHAR 658



SHAR 659




SHAR 660



SHAR 661



SHAR 662




SHAR 663



SHAR 664




SHAR 665




SHAR 666



SHAR 667




SHAR 668




SHAR 669




SHAR 670




SHAR 671




SHAR 672




SHAR 673




SHAR 674




SHAR 675



SHAR 676




SHAR 677




SHAR 678




SHAR 679



SHAR 680




SHAR 681




SHAR 682



SHAR 683




SHAR 684




SHAR 685




SHAR 686




SHAR 687



SHAR 688



SHAR 689




SHAR 690




SHAR 691




SHAR 692




SHAR 693



SHAR 694



SHAR 695




SHAR 696



SHAR 697




SHAR 698



SHAR 699



SHAR 700



SHAR 701



SHAR 702



SHAR 703




SHAR 704



SHAR 705



SHAR 706



SHAR 707




SHAR 708




SHAR 709




SHAR 710



SHAR 711



SHAR 712




SHAR 713




SHAR 714




SHAR 715




SHAR 716




SHAR 717



SHAR 718



SHAR 719




SHAR 720




SHOR 601




SHOR 602




SHOR 603



SHOR 604



SHOR 605




SHOR 606




SHOR 607




SHOR 608




SHOR 609



SHOR 610




SHOR 611



SHOR 612



SHOR 613



SHOR 614




SHOR 615



SHOR 616



SHOR 617




SHOR 618




SHOR 619




SHOR 620




SHOR 621



SHOR 622



SHOR 623



SHOR 624




SHAL 601




SHAL 602




SHAL 603




SHAL 604




SHAL 605




SHAL 606




SHAL 607




SHAL 608




SHAL 609



SHAL 610




SHAL 611



SHAL 612



SHAL 613




SHAL 614



SHAL 615



SHAL 616



SHAL 617



SHAL 618




SHAL 619




SHAL 620




SHAL 621



SHAL 622




SHAL 623



SHAL 624



SHAL 625




SHAL 626




SHAL 627




SHAL 628



SHAL 629



SHAL 630




SHAL 631




SHAL 632




SHAL 633




SHAL 634




SHAL 635



SHAL 636




SHAL 637




SHAL 638



SHAL 639



SHAL 640



SHAL 641




SHAL 642




SHAL 643




SHAL 644



SHAL 645



SHAL 646



SHAL 647



SHAL 648

Finitura decorativa metallizzata

Shadé è una finitura decorativa metallizzata, a base acquosa e coprente. Di grande effetto ed eleganza, è disponibile in 2 versioni: **S-Sabbiata** per applicazioni a pennello e **L-Liscia** a rullo o a spruzzo.

Decorative effect metallic paint

Shadé is a striking and vibrant, waterborne metallic effect finish with good hide, available in either type **S-Sandy** effect, to achieve a lightly textured decorative design or type **L-Smooth** finish for roller or spray applications.

Peinture de finition métallisée

Shadé est une peinture décorative métallisée en phase aqueuse, disponible en 2 versions : **S-Sablé**, légèrement rugueuse, permettant de créer des effets de matières, et **L-Lisse** pour application à la brosse ou par projection.

Finitura decorativa metallizzata

Campo d'impiego: qualsiasi superficie interna opportunamente trattata.

Applicazione:

- **Shadé S-Sabbia:** stendere il prodotto col pennello nella direzione desiderata avendo cura di effettuare il movimento sempre nello stesso senso andando, man mano, a coprire tutta la superficie. Una mano è normalmente sufficiente per ottenere la finitura ottimale.
- **Shadé L-Liscia:** 2 mani, a rullo di pelo raso o corto, sono generalmente sufficienti per ottenere la copertura totale. Si ottengono risultati ottimali con la seconda mano applicata a spruzzo.

Prima dell'applicazione, consultare le Schede Tecniche dei prodotti e i video dimostrativi sul sito www.adicolor.it

DERMATOLOGICAMENTE TESTATA

Metallisierte Dekoausführung

Anwendungsbereich: Alle angemessen vorbereiteten Flächen im Innenbereich.

Anwendung:

- **Shadé S-Sabbia:** Das Produkt mit dem Pinsel in die gewünschte Richtung auftragen. Dabei die Bewegung immer in dieselbe Richtung ausführen, bis die ganze Oberfläche bedeckt ist. Eine Schicht reicht normalerweise aus, um eine optimale Ausföhrung zu erzielen.
- **Shadé L-Liscia:** 2 mit einer glatten- oder Kurzhaarrolle aufgetragene Schichten reichen normalerweise aus, um die ganze Oberfläche zu bedecken. Optimale Ergebnisse können erzielt werden, wenn die 2. Schicht aufgespitzt wird.

Vor der Anwendung das Technische Datenblatt der Produkte durchlesen und die Demovideos in der Internetseite www.adicolor.it ansehen.

DERMATOLOGISCH GETESTET

Декоративная металлизированная отделка

Область применения: любая внутренняя поверхность, подготовленная надлежащим образом.

Нанесение:

- **Shadé S-Sabbia:** распределить краску с помощью кисти в нужном направлении, выполняя движения в одном и том же направлении, постепенно покрывая всю поверхность. Обычно достаточно одного раза для достижения оптимального результата.
- **Shadé L-Liscia:** нанести два слоя роликом с коротким ворсом. Обычно два раза достаточно для получения полного покрытия. Оптимальные результаты достигаются, если второй слой наносить распылением

Перед применением ознакомьтесь с техническими данными и демонстрационными видеоматериалами на веб-сайте www.adicolor.it

PROVERENO DERMATOLOGAMI

金属涂饰

应用领域: 任何已经过适当处理的内部表面。

涂刷:

- **Shadé S-磨砂:** 用刷子想要的方向上进行涂刷,同时注意刷子的运动要始终朝着同一个去向,逐渐涂刷直至覆盖整个表面。涂一层通常就足以取得最佳的表面效果。
- **Shadé L-光滑:** 使用短毛辊筒,涂2层,通常就足以覆盖全部。第2层使用喷涂法可取得最好的效果。

在涂刷之前,请查阅网站www.adicolor.it上的产品技术数据表和演示视频

经皮肤科测试

Decorative effect metallic paint

Intended use: for any interior surface adequately treated.

Application:

- **Shadé S-Sandy effect:** apply the product with a firm brush in the desired direction and continue with the same movements on the entire surface creating the chosen decoration. One coat is usually sufficient for a good finish.
- **Shadé L-Smooth finish:** Apply with a short-pile roller. Generally two coats are sufficient for a good opacity. Good results can also be achieved applying the second coat by spray.

Prior to application, consult the Technical Data Sheets of the products and view the tutorial videos on www.adicolor.it

DERMATOLOGICALLY TESTED

Acabado decorativo metalizado

Campo de uso: cualquier superficie interna oportunamente tratada.

Aplicación:

- **Shadé S-Arenado:** aplicar el producto con el pincel en la dirección deseada, prestando atención a realizar el movimiento siempre en el mismo sentido y cubriendo mientras tanto toda la superficie. Una mano normalmente resulta suficiente para obtener el acabado óptimo.
- **Shadé L-Lisa:** 2 manos, con rodillo de pelo raso o corto, normalmente son suficientes para obtener la cobertura total. Se obtiene resultados óptimos con la segunda mano aplicada con chorro

Antes de la aplicación, consultar las Fichas Técnicas de los productos y los videos demostrativos en la página web www.adicolor.it.

PROBADA DERMATOLÓGICAMENTE

Декоративна мазилка с метален ефект

Област на приложение: всяка подходящо обработена вътрешна повърхност.

Нанасяне:

- **Shadé S-Пясъчна:** Нанесете продукта с четка в желаната посока, като внимавате да се движите винаги в същата посока за да се покрие постепенно цялата повърхност. Една ръка обикновено е достатъчна за постигане на оптимално покритие.
- **Shadé L-Гладка:** Два слоя с гладък валеж или с валеж с къс косъм са напълно достатъчни за пълно покриване. Отлични резултати се постигат ако втората ръка се нанася с пистолет за боя.

Преди да нанасяте боята, консултирайте се с техническата документация на продукта и демонстрационните видеоклипове на уебсайта www.adicolor.it

дерматологично тестван

Peinture de finition métallisée

Utilisation: sur toutes les surfaces intérieures déjà traitées au préalable

Application:

- **Shadé S-Sablé:** appliquer avec la brosse dans la direction choisie en faisant attention d'effectuer le mouvement toujours dans la même direction, en couvrant toute la surface. D'habitude une couche est suffisante pour obtenir la finition optimale
- **Shadé L-Lisse:** Appliquer à l'aide d'un rouleau à poils courts, deux ou plusieurs couches. Effet optimal est obtenu en appliquant la 2ème couche par projection.

Avant l'application, consulter les Fiches Techniques des produits et les tutoriels vidéos sur www.adicolor.it.

TESTÉ DERMATOLOGIQUEMENT

Acabamento decorativo metalizado

Onde aplicar: em qualquer superfície interna oportunamente tratada.

Aplicação:

- **Shadé S-Sabbia:** passar o produto com o pincel na direção desejada, tendo o cuidado de efetuar o movimento sempre no mesmo sentido, cobrindo aos poucos toda a superfície. Uma demão é normalmente suficiente para obter um acabamento ótimo.
- **Shadé L-Liscia:** 2 demãos, de rolo com pelo baixo ou curto, geralmente são suficientes para obter a cobertura total. Resultados ótimos são obtidos com a aplicação de 2ª demão por pulverização.

Antes da aplicação consultar as Fichas Técnicas do produto e os videos demonstrativo no site www.adicolor.it

DERMATOLOGICAMENTE TESTADA

Finisaj decorativ metalizat

Utilizare: orice suprafață internă tratată corespunzător.

Aplicare:

- **Shadé S-Sablă:** întindeți produsul cu pensula în direcția dorită, având grijă să efectuați mișcarea întotdeauna în același sens, acoperind treptat întreaga suprafață. În mod normal, o mână este suficientă pentru a obține finisajul optim.
- **Shadé L-Lucios:** 2 mâini, aplicate cu rolă cu păr scurt, sunt suficiente, în mod normal, pentru o acoperire totală. Se obțin rezultate optime dacă a doua mână este aplicată cu spray.

Înainte de aplicare, consultați Fișele tehnice ale produselor și materialele video demonstrative de pe site-ul www.adicolor.it

TESTATĂ DERMATOLOGIC



Adicolor s.r.l.
20076 Triggiano di Mediglia (MI) - ITALY
Strada Provinciale 159, n. 2
Tel. +39 02 90 660 740 ra.
www.adicolor.it - info@adicolor.it

Azienda con sistema di qualità certificata
ISO 9001:2015 da Bureau Veritas Italia



Per interni
For interiors
Pour intérieur



Diluzione:
pronta all'uso
Thinning:
ready to use
Dilution:
prêt à l'emploi

max 5%



4-6 h*
12-24 h**

h 25°C

Essiccazione
* al tatto | ** completa
Drying time
* touch dry | ** totally dry
Séchage
* sec au toucher | ** complet
Sovraverniciabile: 6-8 ore
Recoat time: 6 to 8 h
Recouvrable: après 6 à 8 h



S 6-8 m²/ℓ
L 10-12 m²/ℓ

Resa per mano
a seconda dell'effetto
Yield per coat
according to the effect
Rendement par couche
selon l'effet

ADICOLOR PER L'AMBIENTE

EMISSIONI NELL'ARIA INTERNA*



*Informazioni sul livello di emissioni di sostanze volatili nell'aria interna, con riciclo di tossicità per inalazione, su una scala che va dalla classe A+ (emissioni molto lievi) alla classe C (forti emissioni).

ADICOLOR FOR THE ENVIRONMENT

I colori di questo catalogo sono da ritenersi indicativi.

The colors presented on this catalogue are for guidance only.

Les couleurs figurant dans ce catalogue sont purement indicatives.